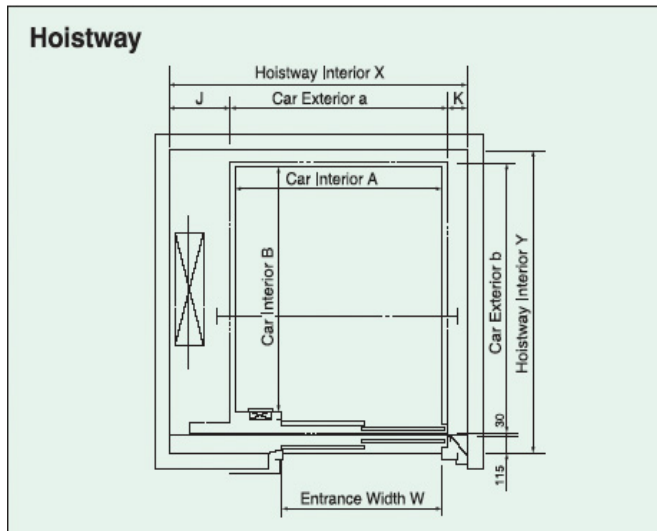


Dimensions of Hoistway, Machine Room and Reaction Loading for Freight Elevator (Single Opening)
Based on Singapore (CP2) & Malaysia Regulations

Front Opening Type

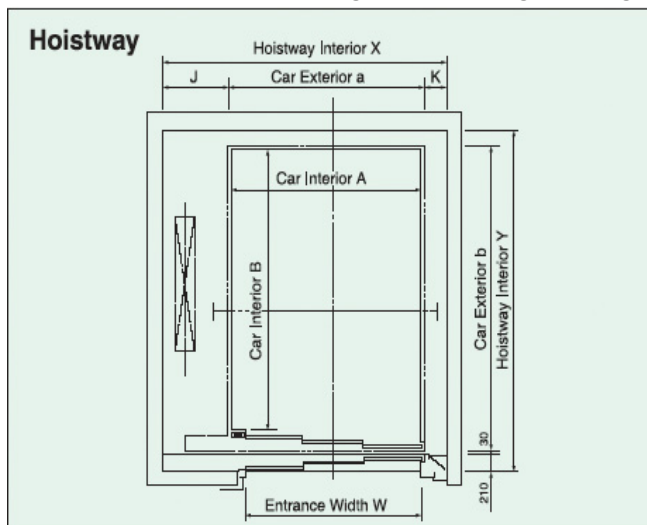
Hoistway Plan

Two-panel Horizontal Sliding Door (600kg ~ 2,000kg)



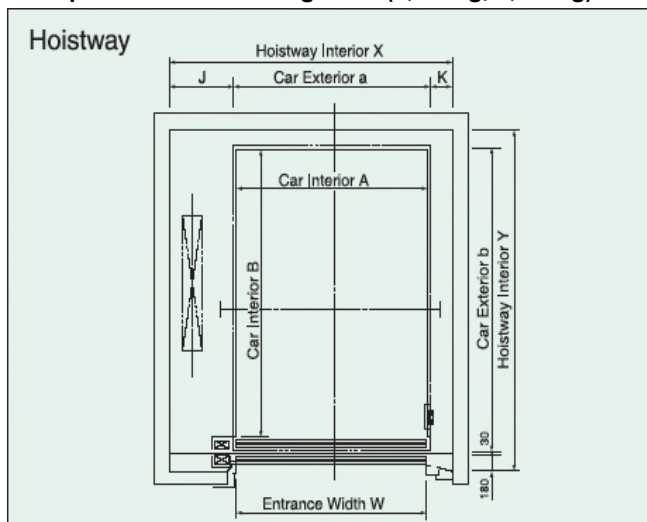
Hoistway Plan

Three-panel Horizontal Sliding Door (2,500kg, 3,000kg)

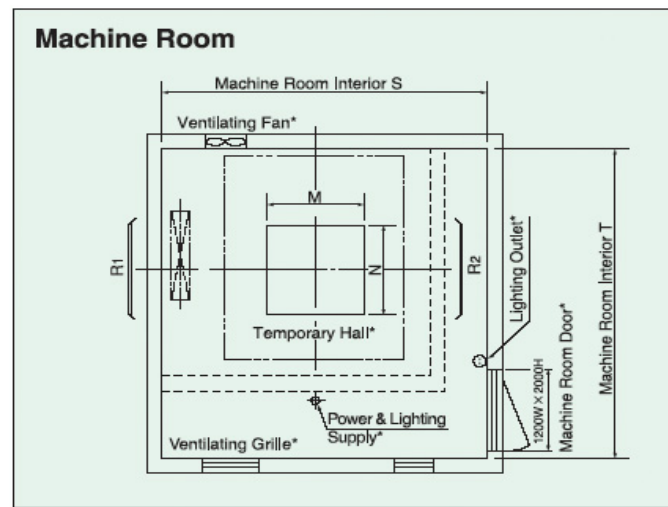


Hoistway Plan

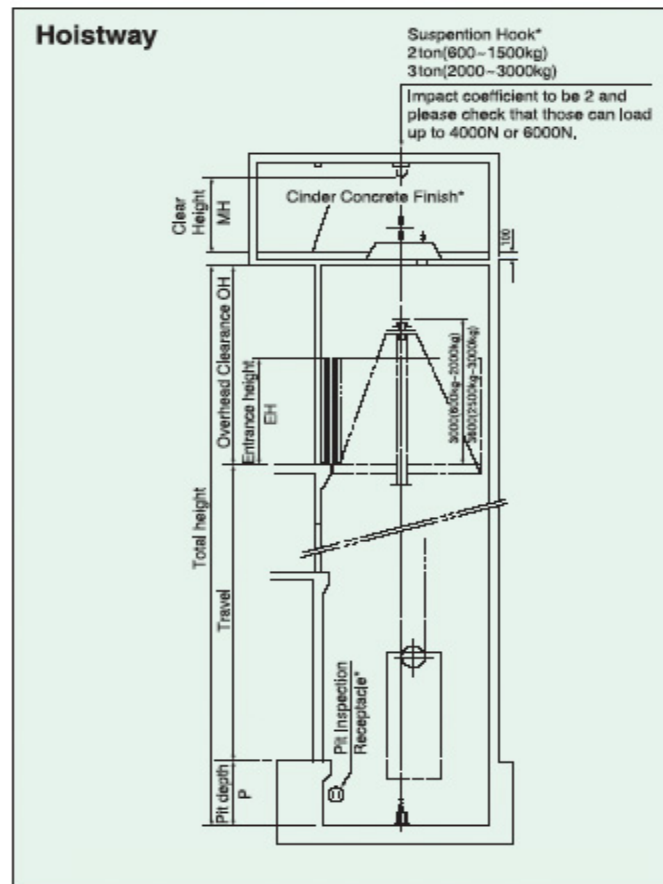
Two-panel Vertical Sliding Door (2,500kg, 3,000kg)



Machine Room Plan



Section of Hoistway



Load (kg)	K (mm)	J (mm)	M x N (mm)
750	200	600	1500 x 1500
1000		650	
1500			
2000	850		
2500			
3000	300		

Dimensions of Hoistway, Machine Room and Reaction Loading for Freight Elevator (Single Opening)
Based on Singapore (CP2) and Malaysia Regulations with Fire Rated Door

No.	Load (kg)	Speed (m/min)	Model	Door OP		Car inside A x B (mm)	Hoistway X x Y (mm)	Machine room S x T (mm)	Overhead (OH)	Pit depth (P)	Machine room reaction load		Motor capacity (kW)
				Width (mm)	Height (mm)						R1 (kg / EL)	R2 (kg / EL)	
1	750	30	F-750-2S30	1100	2100	1300 x 2300	2200 x 2900	2600 x 3450	4600	1350	5100	3300	5.5
2		45	F-750-2S45										
3		60	F-750-2S60										
4	1000	30	F-1000-2S30	1400	2100	1700 x 2300	2600 x 2900	3150 x 3450	4600	1350	6400	3900	7.5
5		45	F-1000-2S45										
6		60	F-1000-2S60										
7	1500	30	F-1500-2S30	1700	2100	2200 x 2400	3150 x 3000	3600 x 3550	4600	1350	9100	5100	8
8		45	F-1500-2S45										
9		60	F-1500-2S60										
10	2000	30	F-2000-2S30	1700	2100	2200 x 2800	3150 x 3400	3600 x 3750	4600	1350	11000	6200	15
11		45	F-2000-2S45										
12		60	F-2000-2S60										
13	2500	30	F-2500-3S30	2300	2500	2500 x 3000	3600 x 3700	3600 x 3700	5000	1350	15900	8800	11
14		45	F-2500-3S45										
15	3000	30	F-3000-3S30	2300	2500	2500 x 3400	3750 x 4100	4100 x 4300	5000	1350	17800	10000	13
16		45	F-3000-3S45										
17	2500	30	F-2500-2U30	2500	2500	2500 x 3000	3600 x 3680	4000 x 3900	5000	1350	15900	8800	11
18		45	F-2500-2U45										
19	3000	30	F-3000-2U30	2500	2500	2500 x 3400	3750 x 4080	4100 x 4300	5000	1350	17800	10000	13
20		45	F-3000-2U45										